



NFI Population in ND

Luisa Hoyos, Community Liaison
Community Engagement Unit



1

Objectives

Learn

- The demographics of the NFI population in North Dakota.
- Learn the challenges facing the NFI communities in North Dakota.

Discuss

- Discuss ways to tackle these challenges.

Gain

- Gain an understanding of the efforts made by the Community Engagement Unit to help NFI communities.



2



Who are the NFI communities?

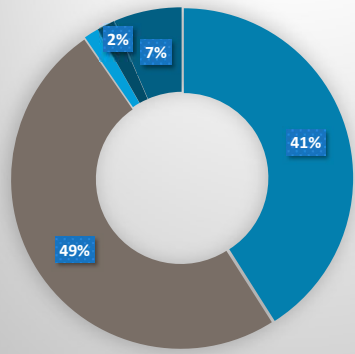
The New American, Foreign Born and Immigrant (NFI) population subgroup includes individuals who are not native to the United States, meaning they were not born here.

3

Races of Foreign Born in North Dakota

A majority of foreign born in North Dakota are of one race, predominantly Black or African American.

Foreign Born-Stratification by Race

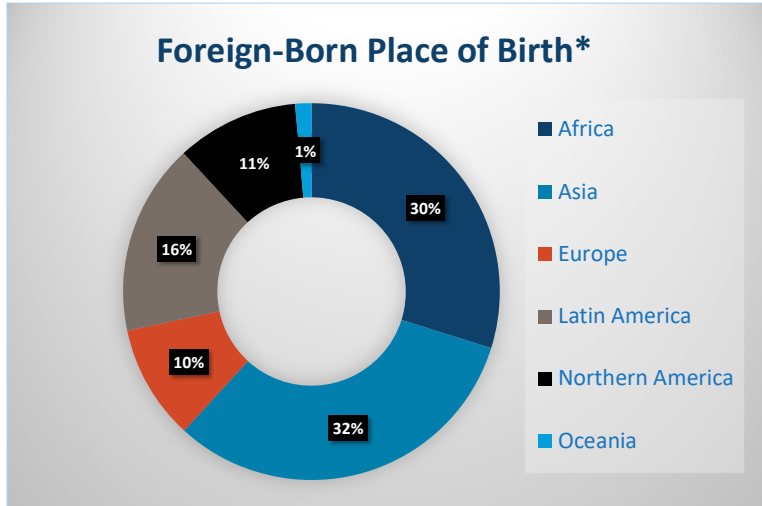


Race	Percentage
Black or African American	49%
American Indian and Alaska Native	41%
Other Race	7%
White	2%

NORTH Dakota | Health & Human Services
Be Legendary.

4

Place of Birth for Foreign Born in North Dakota

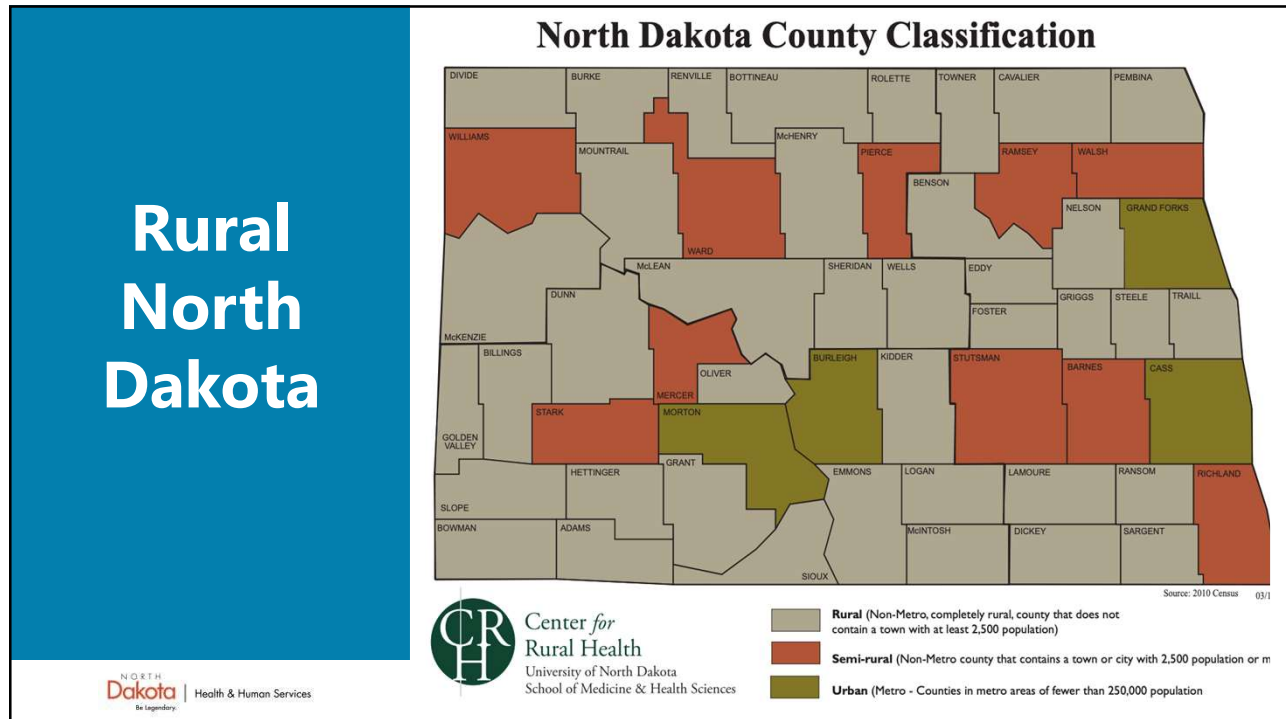


A majority of foreign born in North Dakota were primarily born in an Asian country, specifically South-Central Asia.



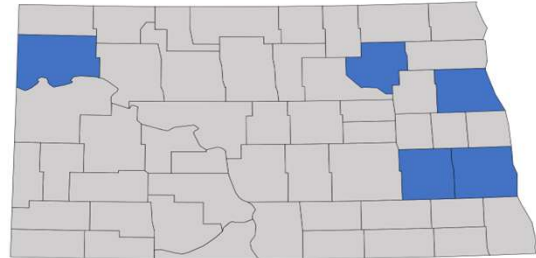
*excludes those born at sea

5



6

Asian Origin



The Asian population in North Dakota is 12,231.

32% of the Foreign-born population.



7

African Origin

- Most of the African population in ND are born in Eastern and Western Africa like Liberia, Somalia and Kenya.
- Cass County has the highest population of Black People (7.0%) followed by Williams County (5.10%) and Ward County (4.30%).



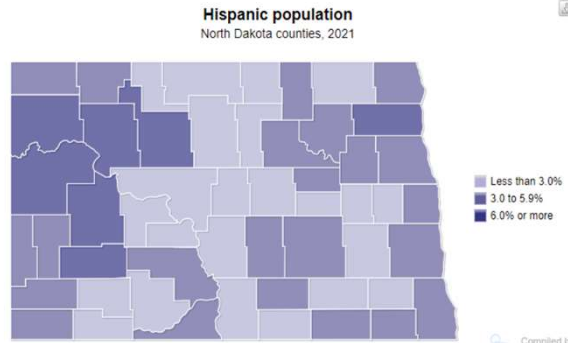
8

Latino (Spanish speaking)

The Hispanic Population is growing every year, in 2021 it was 4.4% of the total population of ND.

Walsh County has the highest population of Hispanics (12.50%) followed by McKenzie (10.40%) and Williams County (9.50%).

<https://www.ndcompass.org/demographics/key-measures.php?km=race#0-6985-d>



Sources:
U.S. Census Bureau, Population Estimates.

North Dakota	2000	2010	2020	2021
Percent, Hispanic	1.2%	2.0%	4.3%	4.4%
Total population, Hispanic	7,786	13,467	33,732	34,335
Total population	642,200	672,591	779,094	774,948

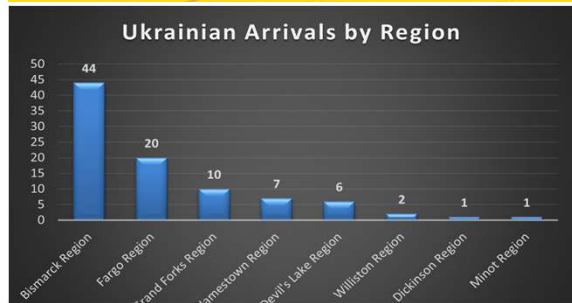
NORTH Dakota | Health & Human Services
Be Legendary.

9

Ukrainian refugees

Arrivals to rural communities include:

- Devil's Lake Region: York (1), McVille (4) – Total 5.
- Grand Forks Region: Adams (3), Brocket (2), Lankin (2) – Total 7.
- Jamestown Region: Glenfield (3) – Total 3.
- Bismarck Region: Washburn (5), Flasher (3) – Total 8.



NORTH Dakota | Health & Human Services
Be Legendary.

10

NFI Challenges


- Employment challenges.
- Health care challenges.
- Language and communication challenges.
- Social & Acculturation- based challenges.
- Discrimination and Racism.

NORTH
Dakota | Health & Human Services
Be Legendary.

11

Employment Challenges

- Searching for and securing the best job that matches their qualifications.
- Difficulty filling out a job application or participating in a job interview.
- Foreign academic credentials that don't transfer to the United States.
- Driving and transportation.



NORTH
Dakota | Health & Human Services
Be Legendary.

12

Health Care Challenges



Policy



Cost &
Accessibility



Standard
clinic hours

- The North Dakota Department of Health and Human Services has a variety of programs to help qualified North Dakotans meet their basic needs. To see North Dakota's eligibility requirements for programs such as Medicaid, food assistance, housing, and many other services, you can visit: www.applyforhelp.nd.gov.
- HealthCare.gov is another great website to visit to learn more about health coverage for immigrants.

NORTH
Dakota | Health & Human Services
Be Legendary.

13

Communication & Language Challenges

Language issues impact the NFI population's lives across several domains such as health, education, employment and housing.



NORTH
Dakota | Health & Human Services
Be Legendary.

14

Social & Acculturation Challenges

- Acculturation is a process of cultural modification of an individual, group or people by adapting to or borrowing traits from another culture.
- Moving to the United States and adjusting to the American culture differences might be an even more difficult process if they do not speak or understand English.
- Intergenerational conflicts.

15

Discrimination & Racism



- Target of discrimination.
- Mistreatment or become the victims of aggression.

16

Challenges faced in Rural areas

- Hazardous work environment
- Poverty and insufficient support systems.
- Inadequate or unsafe housing.
Limited availability of clean water and septic systems.
- Inadequate healthcare access.
- Continuity of care issues.
- Lack of insurance.
- Cultural and language barriers.
- Fear of using healthcare due to immigration status.
- Lack of transportation.



NORTH Dakota | Health & Human Services
Be Legendary.

17

IMMIGRANT ENTREPRENEURS INVIGORATE THE ECONOMY

Over 2 percent of self-employed business owners in North Dakota are immigrants

\$70,300,000
the total annual revenue generated by these immigrant-owned businesses.

IMMIGRANTS ARE AN INTEGRAL PART OF COMMUNITIES

43.9%

More than two in five immigrants in North Dakota are naturalized U.S. citizens.

87.4%

The vast majority of immigrants in North Dakota speak English "well" or "very well."

IMMIGRANT HOUSEHOLDS STRENGTHEN THE ECONOMY

\$435,000,000
in spending power.

\$88,200,000
in federal taxes.

\$36,400,000
in state and local taxes.

IMMIGRANTS ARE ESSENTIAL TO THE LABOR FORCE

Over 4 percent of workers in the North Dakota labor force are immigrants.

Over 9 percent of workers in North Dakota's manufacturing industry are immigrants.

The largest shares of immigrants in North Dakota labor force were in the following occupations:

Production	10.5%
Building and Grounds Cleaning and Maintenance	9.4%
Community and Social Service	8.4%

Strengths of Immigrant communities

- Immigrants change culture for the better.
- Increased economic output and living standards.
- Potential entrepreneurs.
- Better skilled workforce, Solving a skills shortage.
- Deal with an ageing population.
- More flexible labor market.

SOURCE: AMERICAN IMMIGRATION COUNCIL, "IMMIGRANTS IN NORTH DAKOTA," 2017.
FIND YOUR STATE: STATES.IMMIGRATIONCOUNCIL.ORG

18

Recommendations & Examples from CE

- Ensuring communication and coordination.
- Ensuring that all educational materials are created considering the limited language proficiency of the target audience and the language barrier.
- Training health care staff on cultural competence.
- Broadening community engagement and partnership.
- Addressing social determinants of health in all programs.
- Providing technical assistance to individuals or organizations when needed.
- Choosing the right means of information dissemination to the NFI community.

19

Summary

- In the last few years, the number and diversity of NFI communities have increased greatly in North Dakota.
- Key definitions of the NFI population.
- NFI Demographics.
- Some of the most common challenges faced by NFI individuals upon migration to the United States such as employment challenges, social challenges, language, and communication challenges.
- Community Engagement work to overcome these barriers.

20



Thank you

21

References

- https://www.countyhealthrankings.org/sites/default/files/media/document/CHR2021_ND.pdf
- https://www.americanimmigrationcouncil.org/sites/default/files/infographics/north_dakota_infographic_2018.png

22