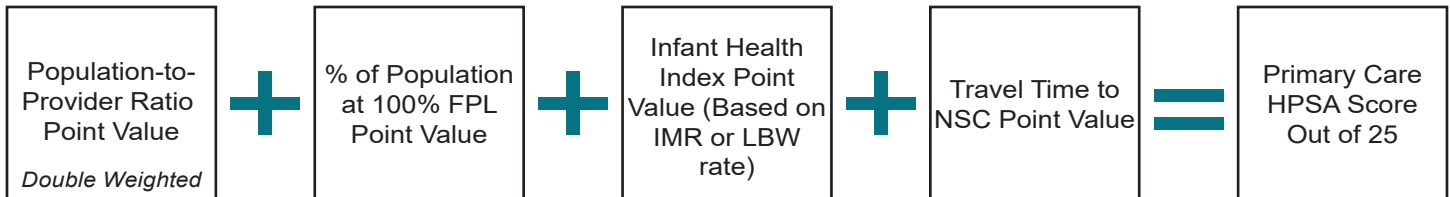


## Health Professional Shortage Area Scoring & Data Sources

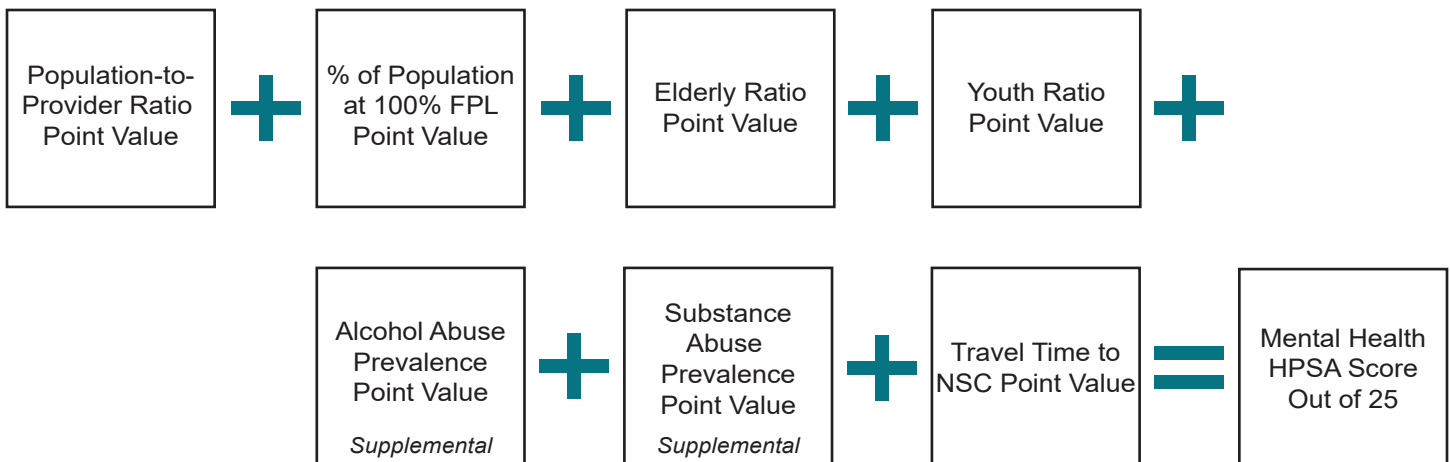
This fact sheet explains the basic criteria and data used in scoring Health Professional Shortage Areas (HPSAs) for the primary care, mental health, and dental health disciplines.

### Primary Care Scoring



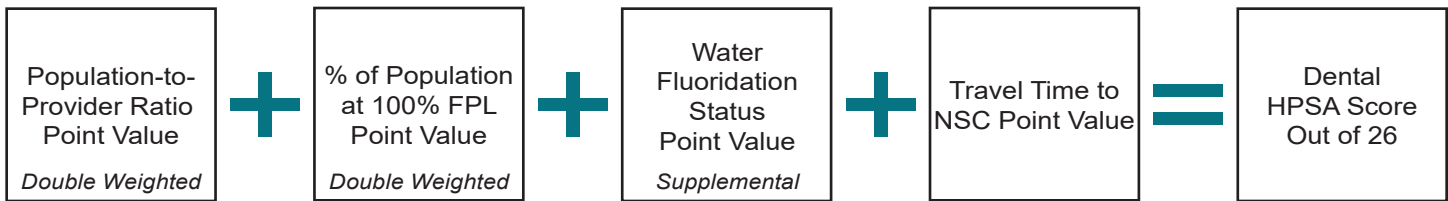
- Population-to-Provider ratio: *0-5 points then multiplied by 2 (only Auto-HPSAs can get 0 points\*)*
- Percent of individuals below 100% of the Federal Poverty Level (FPL): *0-5 points*
- Infant Health Index (based on Infant Mortality Rate (IMR) or Low Birth-weight Rate (LBW), whichever is higher): *0-5 points*
- Travel time or distance to nearest source of non-designated accessible care (NSC): *0-5 points*

### Mental Health Scoring



- Population-to-Provider ratio: *0-7 points (only Auto-HPSAs can get 0 points\*)*
- Percent of individuals below 100% of the Federal Poverty Level (FPL): *0-5 points*
- Elderly ratio (ratio of adults age 65 and over to adults age 18-64): *0-3 points*
- Youth ratio (ratio of children under 18 to adults ages 18-64): *0-3 points*
- Substance abuse prevalence (this is a supplemental point, it is not automatically calculated into the score): *1 point*
- Alcohol abuse prevalence (this is a supplemental point, it is not automatically calculated into the score): *1 point*
- Travel time or distance to nearest source of non-designated accessible care (NSC): *0-5 points*

## Dental Health Scoring



- Population-to-Provider ratio: *0-5 points then multiplied by 2 (only Auto-HPSAs can get 0 points\*)*
- Percent of individuals below 100% of the Federal Poverty Level (FPL): *0-5 points then multiplied by 2*
- Water fluoridation status (this is a supplemental point, it is not automatically calculated into the score): *1 point*
- Travel time or distance to nearest source of non-designated accessible care (NSC): *0-5 points*

## Data Sources

- Demographic data (population, age, sex, race/ethnicity, poverty) – U.S. Census American Community Survey 2014-2018 5-year estimates
- Infant health data – Centers for Disease Control (CDC) Mortality and Natality Files from 2014-2018
- HRSA Bureau of Primary Healthcare (BPHC) Uniform Data System (UDS) is used to calculate service area and patient population for the Auto-HPSA scoring process

The state or organization must provide data for special populations, age-sex adjusted population, water fluoridation status, alcohol misuse prevalence, and substance misuse prevalence.

- North Dakota uses My Water's Fluoride report from the CDC for water fluoridation status data.
- County Health Rankings, National Survey on Drug Use and Health, and other data sources have been used for the alcohol and substance misuse prevalence.

## Reference

U.S. Department of Health and Human Services: Health Resources and Services Administration. (May 2020). Shortage Designation Management System (SDMS): *Manual for Policies and Procedures*.

*\*Auto-HPSAs are safety net facilities that are automatically designated even if they do not meet the minimum benchmark for the population-to-provider ratio, hence the ability for those designations to have 0 points for the provider-to-population ratio.*